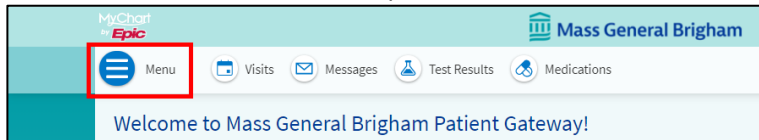


How to Find Your Immunization Records on Patient Gateway

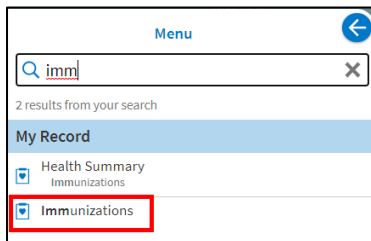
How to view your Immunization records if you are enrolled in Patient Gateway.

If you use a web browser:

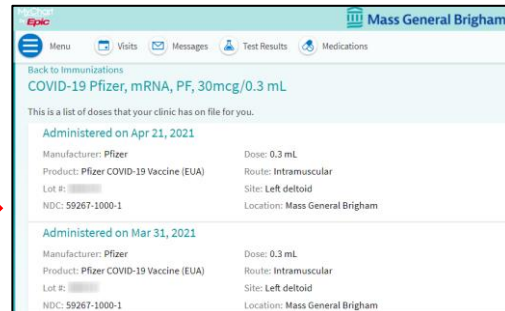
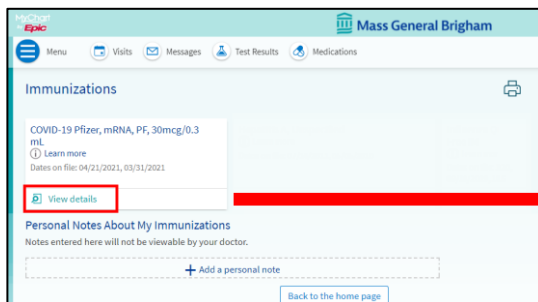
1. Log in to Patient Gateway at www.patientgateway.org.
2. Click on the **Menu** icon in the top left.




3. Click on **Immunizations**. (Or type "imm" in the Menu search field and then select Immunizations.)



4. All of your Immunizations should appear on this list, including your COVID shot(s). Click on the **View details** link to see additional information.



If you use the Patient Gateway mobile app:

1. Open the Patient Gateway app on your mobile device, tap **Menu**. 
2. Scroll down in the Menu to find **Immunizations**, then tap on it. Or type "imm" in the Menu search field and then select Immunizations.
3. You will see your immunizations, including your COVID-19 shot(s).

